


Acknowledgement Number:480935371311023

Date of filing : 31-Oct-2023

INDIAN INCOME TAX RETURN ACKNOWLEDGEMENT			Assessment Year
[Where the data of the Return of Income In Form ITR-1(SAHAJ), ITR-2, ITR-3, ITR-4(SUGAM), ITR-5, ITR-6, ITR-7 filed and verified] (Please see Rule 12 of the Income-tax Rules, 1962)			2023-24
PAN	AAATJ8836H		
Name	JAWAHAR EDUCATIONAL SOCIETY		
Address	SY.No. 92 and 93, BONGULURU GATE , IBRAHIMPATNAM MANDAL , RANGA REDDY DISTRICT , 36-Telangana , 501510		
Status	05-AOP/BOI	Form Number	ITR-7
Filed u/s	139(1)-On or before due date	e-Filing Acknowledgement Number	480935371311023
Taxable Income and Tax Details	Current Year business loss, if any	1	0
	Total Income	2	0
	Book Profit under MAT, where applicable	3	0
	Adjusted Total Income under AMT, where applicable	4	0
	Net tax payable	5	0
	Interest and Fee Payable	6	0
	Total tax, interest and Fee payable	7	0
	Taxes Paid	8	732
	(+) Tax Payable /(-) Refundable (7-8)	9	(-) 730
Accreted Income and Tax Detail	Accreted Income as per section 115TD	10	0
	Additional Tax payable u/s 115TD	11	0
	Interest payable u/s 115TE	12	0
	Additional Tax and interest payable	13	0
	Tax and interest paid	14	0
	(+) Tax Payable /(-) Refundable (13-14)	15	0
Income Tax Return submitted electronically on <u>31-Oct-2023 12:42:44</u> from IP address <u>106.203.200.59</u> and verified by <u>PILLI JANARDHAN REDDY</u> having PAN <u>AEYPJ3446H</u> on <u>31-Oct-2023</u> using paper ITR-Verification Form /Electronic Verification Code _____ generated through mode _____			
System Generated Barcode/QR Code	 AAATJ8836H0748093537131102306d218cddb1f346be08bc34c3e5b89fffaeb2677		
DO NOT SEND THIS ACKNOWLEDGEMENT TO CPC, BENGALURU			

JAWAHAR EDUCATIONAL SOCIETY
VISVESVARAYA COLLEGE OF ENGINEERING & TECHNOLOGY
BONGLORE GATE IBRAHIMPATNAM MANDAL RANGA REDDY DISTRICT


ASSESSMENT YEAR : 2023-2024

PAN NO : AAATJ8836H

INCOME & EXPENDITURE ACCOUNT FOR THE PERIOD 01.04.2022 TO 31-03-2023

Expenditure	Amount	Income	Amount
Bus Maintainance	1,034,505	By Fees Collection	48,523,750
Car Maintainance	412,812	Bus Charges	646,200
Advertisement	159,672	Interest from TSSPDCL	7,320
AICTE Processing Fee	120,000		
Alumini Expenses	79,500		
Auditor Fee	25,000		
Bank Charges	19,110		
B Tech Adm Processing Fee	43,600		
Building Tax	319,624		
Certificate Verification Charges	50,345		
Class Room Boards	70,500		
Cleanig & Maintenance	451,626		
Computer Stationery	8,500		
Conveyance	73,945		
ECET 'B' Category Adm Processing Fee	245,310		
Electricity Charges	897,755		
Faculty Development Expenses	25,280		
Faculty Welfare Expenses	52,579		
Engineering Work Shop Expenses	13,910		
Engineers Day Expenses	10,820		
EPF	122,949		
Food Safty Registration Charges	4,500		
Garden Maintanace	164,373		
Governing Body Meeting Expenses	18,000		
Guest Lecturer Remuneration	161,700		
Green Environment and Energy Audit	452,540		
Free Ships	825,480		
Hospitality Expenses	66,015		
Internet Charges	150,500		
JNTU Certification Verification Expenses	33,900		
JNTU Common Service Fee	1,782,335		
Jntuh Affiliation Fee	741,330		
Jntuh Scm Fee	154,000		
JNTU Inspection Fee	87,500		
Journals and Periodicals	18,000		
Library Institutional Membership Fee	9,204		
Lab Maintainance	134,200		
MBA B Category Ratification Expense	34,800		
MBA M. Q Admission Processing Charges	21,600		
Miscellaneous Expenses	85,752		
M.TECH M.Q Admisison Procesisng Charges	15,025		
Naac Application Procesing Sfee	29,512		
Naac Membership Fee	41,300		
Naac SSR Submission Fee	177,000		
News Paper Charges	8,740		
NOC For New Course	25,000		
Orientation Day Expenses	57,575		
Operations and Maintainance Expenses	215,243		
Printing & Stationary	207,457		
Professional Membership Fee	96,420		
Professional Tax	89,300		
Repairs to Building	5,441,119		
Salaries to Staff	25,955,172		
Securuty Service Salary	522,000		
Software Expenses	64,160		
Sport Material Exp	15,282		

Secretary
 JAWAHAR EDUCATIONAL SOCIETY
 M. P. Patelguda (W) Ibrahimpatnam (M),
 Ranga Reddy Dist. - 501 510



Staff and Students Insurance	64,429		
Task Registration Fee	99,556		
TASK Renewal Charges	11,805		
Telephone Charges	27,214		
Travelling Expenses	57,709		
TS RTC Administration Expenses	5,000		
Viva - Vice Exp	33,500		
Welfare and Medical Expenses	55,248		
Website Expenses	28,350		
Depreciation	3,260,713		
Excess of Income Over Expenditure	3,390,371		
	49,177,270		49,177,270

Secretary
 JAWAHAR EDUCATIONAL SOCIETY
 M.P. Patelguda (M), Ibrahimpatnam (M),
 Ranga Reddy Dist. 501 519

For SREEHARI ASSOCIATES
 Chartered Accountants

(D. SREEHARI NARAYANA)
 M.No. 025013



Chartered Accountants
 (D. SREEHARI NARAYANA)
 M.No. 025013

JAWAHAR EDUCATIONAL SOCIETY HYDERABAD
VISVESVARAYA COLLEGE OF ENGINEERING & TECHNOLOGY
BONGLORE GATE IBRAHIMPATNAM MANDAL RANGA REDDY DISTRICT
ASSESSMENT YEAR : 2023-2024
FINALCIAL YEAR 2022-2023
PAN NO : AAATJ8836H
BALANCE SHEET AS ON 31.03.2023

Liabilities	2022-2023	Assets	2022-2023
Members Contribution	20,768,000	Fixed Assets (As per List)	25,039,962
		Land	1,918,320
Unsecured Loans	38,722,914		
		Electricity Deposit	272,966
Current Liabilities		Telephone Deposit	2,000
Expenses Payable	1,945,900	Fee Receivables	36,093,257
Excess of Income Over		Cash on Hand	411,702
Expenditure	3,390,371	Bank Balances	763,651
		TDS Deducted at Source	325,327
TOTAL	64,827,185	TOTAL	64,827,185


For SREEHARI ASSOCIATES
Chartered Accountants

(D. SREEHARI NARAYANA)
M.No. 025013 Hyderabad




Secretary
JAWAHAR EDUCATIONAL SOCIETY
M P Patelguda (V), Ibrahimpatnam (M),
Ranga Reddy Dist. -501 510


JAWAHAR EDUCATIONAL SOCIETY RANGA REDDY DISTRICT
LIST OF MACHINE / EQUIPMENT AND BOOKS DEPRECIATION FOR ASSETS 2022-2023


S.No.	Description of Item	W.D.V. as on ,01-04.2022	New Additions 2022-2023		Rate of Depreciation (in Percentage)		Total Depreciation on Assets	W.D.V. as on ,31-03-2023
			Upto Sept., 2022	Oct., 2022 TO March, 2023	Upto Sept., 22	After Oct., 22		
(1)	(2)	(3)	(4)	(5)	(6)	(7)	(8)	(9)
1	Computer Lab Equipments	69,584.39		432,000.00	40.0%	20.0%	114,233.76	387,350.63
2	Building	17,492,474.56			10.0%	5.0%	1,749,247.46	15,743,227.11
3	Air Conditioners	178,527.81	186,660.00		15.0%	7.5%	54,778.17	310,409.64
4	Chemistry Lab Equipments	37,628.09			15.0%	7.5%	5,644.21	31,983.87
5	Cash Counting Machine	2,460.63			15.0%	7.5%	369.09	2,091.54
6	CC Camaras	54,212.18		50,000.00	15.0%	7.5%	11,881.83	92,330.35
7	Digital Signature Machine	798.67			15.0%	7.5%	119.80	678.87
8	Digital Signal Processing Lab Equip	23,543.94			15.0%	7.5%	3,531.59	20,012.35
9	Microwave Optical Lab Equipment	47,774.54			15.0%	7.5%	7,166.18	40,608.36
10	Civil Lab Equipment	514,617.73			15.0%	7.5%	77,192.66	437,425.07
11	Civil Survey Lab Equipment	276,115.58			15.0%	7.5%	41,417.34	234,698.24
12	Electrical Measurement Lab Equipment	3,393.72			15.0%	7.5%	509.06	2,884.66
13	Microprocessor Lab Equipment	62,796.93			15.0%	7.5%	9,419.54	53,377.39
14	Fans	41,269.25			15.0%	7.5%	6,190.39	35,078.86
15	Furniture	1,439,910.65		75,500.00	10.0%	5.0%	147,766.06	1,367,644.58
16	FM & HM Lab Equipment	80,144.27			15.0%	7.5%	12,021.64	68,122.63
17	Fire Extinguisher	2,295.27			15.0%	7.5%	344.29	1,950.98
18	Buses	426,769.94			15.0%	7.5%	64,015.49	362,754.45
19	Intercom System	3,490.67			15.0%	7.5%	523.60	2,967.07
20	Internet	5,241.25			15.0%	7.5%	786.19	4,455.07
21	Drilling Machine	1,393.13			15.0%	7.5%	208.97	1,184.16
22	OH. Projectors	2,842.35		156,360.00	15.0%	7.5%	12,153.35	147,049.00
23	Library Books	10,965.01	20,240.00	53,000.00	60.0%	30.0%	34,623.00	49,582.00
24	LCD	49,970.37		343,330.00	15.0%	7.5%	33,245.31	360,055.07
25	Printer	8,571.13	95,300.00		15.0%	7.5%	15,580.67	88,290.46
26	Class Room Boards	30,813.69			10.0%	5.0%	3,081.37	27,732.32
27	CRI Pump	7,349.24			15.0%	7.5%	1,102.39	6,246.85
28	Cell Phones	17,259.94			10.0%	5.0%	1,725.99	15,533.94
29	Cemara (TDE VEDIO)	1,395.45			15.0%	7.5%	209.32	1,186.14
30	Fax Machine	655.16			15.0%	7.5%	98.27	556.88
31	Digital Cemara	969.63			15.0%	7.5%	145.44	824.19
32	ECE Lab Equipment	827,580.02			15.0%	7.5%	124,137.00	703,443.02
33	PDC Lab Equipment	39,234.35			15.0%	7.5%	5,885.15	33,349.20

[Signature]
Secretary
JAWAHAR EDUCATIONAL SOCIETY
M P Patelguda (V), Ibrahimpatnam (M),
Ranga Reddy Dist. -501 510



(1)	(2)	(3)	(4)	(5)	(6)	(7)	(8)	(9)
34	EEE Lab Equipment	383,554.23	33,600.00	18,000.00	15.0%	7.5%		
35	English Lab Equipments	208,761.53			15.0%	7.5%	63,923.13	371,231.09
36	Power Electronic Lab Equipments	24,496.90			15.0%	7.5%	31,314.23	177,447.30
37	ME Engineering Lab Equipment	1,848,012.28			15.0%	7.5%	3,674.54	20,822.37
38	Thermal Eng Lab Equipment	32,057.71			15.0%	7.5%	277,201.84	1,570,810.44
39	Texmo Motor	13,935.33			15.0%	7.5%	4,808.66	27,249.05
40	Godrej Safe Lockers	1,524.03			15.0%	7.5%	2,090.30	11,845.03
41	IRIS Machine	5,680.66			15.0%	7.5%	228.60	1,295.43
42	Glass Boards	11,957.80			15.0%	7.5%	852.10	4,828.56
43	Hand Mixer	2,357.66			15.0%	7.5%	1,793.67	10,164.13
44	Hoardings	11,629.60			15.0%	7.5%	353.65	2,004.01
45	Physics Lab Equipment	55,789.07		50,000.00	15.0%	7.5%	1,744.44	9,885.16
46	Wall Clock	2,769.45			15.0%	7.5%	12,118.36	93,670.71
47	Water Cooler	15,444.27			15.0%	7.5%	415.42	2,354.04
48	Water Tanker	15,678.61			15.0%	7.5%	2,316.64	13,127.63
49	Work Shop Equipment	3,515.31			15.0%	7.5%	2,351.79	13,326.82
50	Xerox Servier	19,963.01			15.0%	7.5%	527.30	2,988.01
51	Mineral water plant	8,446.38		225,000.00	15.0%	7.5%	2,994.45	16,968.56
52	Notice Boards	0.68			50.0%	25.0%	0.34	0.34
53	Telephone	697.51			15.0%	7.5%	104.63	592.89
54	UPS Account	314,056.04	222,000.00		15.0%	7.5%	80,408.41	455,647.63
55	Pump Set	6,407.38			15.0%	7.5%	961.11	5,446.27
56	Display Racks	1,952.62			15.0%	7.5%	292.89	1,659.73
57	DVD Writers	8,974.97			15.0%	7.5%	1,346.24	7,628.72
58	Electrical Circuit Lab	21,394.18			15.0%	7.5%	3,209.13	18,185.05
59	Biometric Machine	53,006.07			15.0%	7.5%	7,950.91	45,055.16
60	Bar Code Machine	10,082.15			15.0%	7.5%	1,512.32	8,569.83
61	Cutting Machine	1,862.23			15.0%	7.5%	279.33	1,582.90
62	Vacume Cleaner	783.01			15.0%	7.5%	117.45	665.56
63	Xerox Machine	161,337.26			15.0%	7.5%	24,200.59	137,136.67
64	Television	4,884.09			15.0%	7.5%	732.61	4,151.47
65	EEO Maruthi Van	167,442.32			15.0%	7.5%	25,116.35	142,325.97
66	Fire Safety	205,704.89			15.0%	7.5%	30,855.73	174,849.16
67	BREZZA CAR	466,189.61			15.0%	7.5%	69,928.44	396,261.17
68	Generator	145,922.52			15.0%	7.5%	21,888.38	124,034.14
69	Bio Gas Plant			95,000.00	15.0%	7.5%	7,125.00	87,875.00
70	Whelding Machine			28,497.00	15.0%	7.5%	2,137.28	26,359.73
71	Solar Plant			217,867.00	15.0%	7.5%	16,340.03	201,526.98
		25,998,320.90	557,800.00	1,744,554.00			3,260,712.83	25,039,962.07


Secretary
JAWAHAR EDUCATIONAL SOCIETY
 M P Patelguda (V), Ibrahimpatnam (M),
 Ranga Reddy Dist. 501 510



Acknowledgement Number:531699551240922

Date of filing : 24-Sep-2022

INDIAN INCOME TAX RETURN ACKNOWLEDGEMENT

[Where the data of the Return of Income in Form ITR-1 (SAHAJ), ITR-2, ITR-3, ITR-4(SUGAM), ITR-5, ITR-6, ITR-7
filed and verified]
(Please see Rule 12 of the Income-tax Rules, 1962)

Assessment Year
2022-23

PAN	AAATJ8836H		
Name	JAWAHAR EDUCATIONAL SOCIETY		
Address	SY.No. 92 and 93 , BONGULURU GATE , IBRAHIMPATNAM MANDAL , RANGA REDDY DISTRICT , 36-Telangana , 501510		
Status	AOP/BOI	Form Number	ITR-7
Filed u/s	139(1) - Return filed on or before due date	e-Filing Acknowledgement Number	531699551240922
Taxable Income and Tax details	Current Year business loss, if any	1	0
	Total Income		0
	Book Profit under MAT, where applicable	2	0
	Adjusted Total Income under AMT, where applicable	3	0
	Net tax payable	4	0
	Interest and Fee Payable	5	0
	Total tax, interest and Fee payable	6	0
	Taxes Paid	7	742
(+)Tax Payable /(-)Refundable (6-7)	8	(-) 740	
Accreted Income & Tax Detail	Accreted Income as per section 115TD	9	0
	Additional Tax payable u/s 115TD	10	0
	Interest payable u/s 115TE	11	0
	Additional Tax and interest payable	12	0
	Tax and interest paid	13	0
	(+)Tax Payable /(-)Refundable (17-18)	14	0

Income Tax Return submitted electronically on 24-Sep-2022 21:26:44 from IP address 122.182.230.2 and verified by PILLI JANARDHAN REDDY having PAN AEYPJ3446H on 24-Sep-2022 using generated through mode

System Generated

Barcode/QR Code



AAATJ8836H07531699551240922E8E9C9A7F3D734B274B00A4DB63003477CC0B3CD

DO NOT SEND THIS ACKNOWLEDGEMENT TO CPC, BENGALURU

CA Sagar for CA

JAWAHAR EDUCATIONAL SOCIETY HYDERABAD
VISVESVARAYA COLLEGE OF ENGINEERING & TECHNOLOGY
BONGLORE GATE IBRAHIMPATNAM MANDAL RANGA REDDY DISTRICT

ASSESSMENT YEAR : 2022-2023

FINALCIAL YEAR 2021-2022

PAN NO : AAATJ8836H

BALANCE SHEET AS ON 31.03.2022

Liabilities	Amount	Assets	Amount
Members Contribution	20,768,000	Fixed Assets (As per List)	25,998,321
		Land	1,918,320
Unsecured Loans	90,366,466		
Current Liabilities		Electricity Deposit	266,378
Refundable Fee	422,343	Telephone Deposit	2,000
		Fee Receivables	28,352,000
		Cash and Bank Balances	447,109
		TDS Deducted at Source	324,595
		Excess of Exp over Income b/f	56,364,055
		Less: Excess of Income over Exp	2,115,969
TOTAL	111,556,809	TOTAL	111,556,809

Sedha

Secretary
JAWAHAR EDUCATIONAL SOCIETY
 Patelguda (V), Ibrahimpatnam (M),
 Ranga Reddy Dist.-501 510.



JAWAHAR EDUCATIONAL SOCIETY
VISVESVARAYA COLLEGE OF ENGINEERING & TECHNOLOGY
BONGLORE GATE IBRAHIMPATNAM MANDAL RANGA REDDY DISTRICT
ASSESSMENT YEAR : 2022-2023
PAN NO : AAATJ8836H

INCOME & EXPENDITURE ACCOUNT FOR THE PERIOD 01.04.2021 TO 31-03-2022

Expenditure	Amount	Income	Amount
To Salaries to Staff	45,005,140	By Gross Fee Receipts	63,463,130
To Faculty Development Expenses	18,265	By Endowments	250,000
To Operation & Maint. Expenses	595,240	By Research & Development	601,800
To Repairs & Maintenance	145,820	By Interest on Deposits	7,420
To Academic Expenditure	55,420	By consultancy projects	600,000
To Advertisement	204,736		
To Cleaning and Maintainance	394,054		
To Library	164,070		
To Services/ Admin Expenses	52,180		
To Office Expenses	41,820		
To Professional Expenses	48,450		
To Subscriptions	52,190		
To Seed Amount	321,240		
Infrastructure augmentation	210,140		
To E Cap	180,000		
To Mobilisation of Fund	1,024,800		
To Green Environment & Energy Adult	25,040		
To Alumini	186,500		
To Free Ships	2,493,000		
To Welfare & Medical Expenses	205,956		
To Faculty Welfare	989,200		
To ISO	30,000		
To Solar Energy	336,200		
To Student Activity Expenses	98,254		
To Travelling Expenses	35,920		
To Vehicle Repairs & Maintenance	552,100		
To Bank Charges	27,774		
To Conveyance	20,125		
To Building Tax	363,361		
To ECET Admission Processing Fee	455,400		
To Electricity Charges	641,751		
EPF	104,738		
To Internet expenses	200,000		
To Labs Maintainance	590,820		
To JNTUH Common Service Fee	2,742,400		
To JNTUH Certification Verification Fee	101,385		
To JNTUH SCM	28,018		
To MBA M Q Admission Processing Fee	36,400		
To M Tech M A Adm Processing Fee	10,600		
To JNTU Affiliation Fee	442,100		
To AFRC Processing Fee	102,000		
To Printing and Stationery	40,307		
To Telephone Charges	37,458		
To Depreciation	3,396,009		
To Excess of Income Over Expenditure	2,115,969		
Total	64,922,350		64,922,350

Sadh

Secretary

JAWAHAR EDUCATIONAL SOCIETY
 Patelguda (V), Ibrahimpatnam (M).
 Ranga Reddy Dist.-501 510.



W. Ramaj

**JAWAHAR EDUCATIONAL SOCIETY RANGA REDDY DISTRICT
LIST OF MACHINE /EQUIPMENT AND BOOKS DEPRECIATION FOR ASSETS 2021-2022**

S.No.	Description of Item (2)	W.D.V. as on ,01-04-2021 (3)	New Additions 2021-2022		Rate of Depreciation (in Percentage)		Total Depreciation on Assets (8)	W.D.V. as on ,31-03-2022 (9)
			Upto Sept., 2021 (4)	Oct., 2021 TO March, 2022 (5)	Upto Sept., 21 (6)	After Oct., 21 (7)		
1	Computer Lab Equipments	115,973.99			40.0%	20.0%	46,389.59	69,584.39
2	Building	19,436,082.85			10.0%	5.0%	1,943,608.28	17,492,474.56
3	Air Conditioners	210,032.72			15.0%	7.5%	31,504.91	178,527.81
4	Chemistry Lab Equipments	44,268.34			15.0%	7.5%	6,640.25	37,628.09
5	Cash Counting Machine	2,894.86			15.0%	7.5%	434.23	2,460.63
6	CC Camaras	63,779.03			15.0%	7.5%	9,566.85	54,212.18
7	Digital Signature Machine	939.61			15.0%	7.5%	140.94	798.67
8	Digital Signal Processing Lab Equip	27,698.75			15.0%	7.5%	4,154.81	23,543.94
9	Microwave Optical Lab Equipment	56,205.34			15.0%	7.5%	8,430.80	47,774.54
10	Civil Lab Equipment	605,432.62			15.0%	7.5%	90,814.89	514,617.73
11	Civil Survey Lab Equipment	324,841.86			15.0%	7.5%	48,726.28	276,115.58
12	Electrical Measurement Lab Equipment	3,992.61			15.0%	7.5%	598.89	3,393.72
13	Microprocessor Lab Equipment	73,878.74			15.0%	7.5%	11,081.81	62,796.93
14	Fans	48,552.06			15.0%	7.5%	7,282.81	41,269.25
15	Furniture	1,599,900.72			10.0%	5.0%	159,990.07	1,439,910.65
16	FM & HM Lab Equipment	94,287.38			15.0%	7.5%	14,143.11	80,144.27
17	Fire Extinguisher	2,700.32			15.0%	7.5%	405.05	2,295.27
18	Buses	502,082.28			15.0%	7.5%	75,312.34	426,769.94
19	Intercom System	4,106.68			15.0%	7.5%	616.00	3,490.67
20	Internet	6,166.18			15.0%	7.5%	924.93	5,241.25
21	Drilling Machine	1,638.98			15.0%	7.5%	245.85	1,393.13
22	OH. Projectors	3,343.94			15.0%	7.5%	501.59	2,842.35
23	Library Books	27,412.51			60.0%	30.0%	16,447.51	10,965.01
24	LCD	58,788.68			15.0%	7.5%	8,818.30	49,970.37
25	Printer	10,083.68			15.0%	7.5%	1,512.55	8,571.13
26	Class Room Boards	34,237.43			10.0%	5.0%	3,423.74	30,813.69
27	CRI Pump	8,646.17			15.0%	7.5%	1,296.92	7,349.24
28	Cell Phones	19,177.71			10.0%	5.0%	1,917.77	17,259.94
29	Cemara (TDE VEDIO)	1,641.71			15.0%	7.5%	246.26	1,395.45
30	Fax Machine	770.77			15.0%	7.5%	115.62	655.16
31	Digital Cemara	1,140.74			15.0%	7.5%	171.11	969.63
32	ECE Lab Equipment	973,623.56			15.0%	7.5%	146,043.53	827,580.02
33	PDC Lab Equipment	46,158.06			15.0%	7.5%	6,923.71	39,234.35

Sreddy
Secretary

JAWAHAR EDUCATIONAL SOCIETY
Patelguda (V), Ibrahimpatnam (M),
Ranga Reddy Dist-501 510.



Arumay

(1)	(2)	(3)	(4)	(5)	(6)	(7)	(8)	(9)
34	EEE Lab Equipment	451,240.27			15.0%	7.5%	67,686.04	383,554.23
35	English Lab Equipments	245,601.80			15.0%	7.5%	36,840.27	208,761.53
36	Power Electronic Lab Equipments	28,819.89			15.0%	7.5%	4,322.98	24,496.90
37	ME Engineering Lab Equipment	2,174,132.10			15.0%	7.5%	326,119.81	1,848,012.28
38	Thermal Eng Lab Equipment	37,714.95			15.0%	7.5%	5,657.24	32,057.71
39	Texmo Motor	16,394.50			15.0%	7.5%	2,459.18	13,935.33
40	Godrej Safe Lockers	1,792.98			15.0%	7.5%	268.95	1,524.03
41	IRIS Machine	6,683.13			15.0%	7.5%	1,002.47	5,680.66
42	Glass Boards	14,067.99			15.0%	7.5%	2,110.20	11,957.80
43	Hand Mixer	2,773.71			15.0%	7.5%	416.06	2,357.66
44	Hoardings	13,681.88			15.0%	7.5%	2,052.28	11,629.60
45	Physics Lab Equipment	65,634.20			15.0%	7.5%	9,845.13	55,789.07
46	Wall Clock	3,258.18			15.0%	7.5%	488.73	2,769.45
47	Water Cooler	18,169.74			15.0%	7.5%	2,725.46	15,444.27
48	Water Tanker	18,445.43			15.0%	7.5%	2,766.81	15,678.61
49	Work Shop Equipment	4,135.66			15.0%	7.5%	620.35	3,515.31
50	Xerox Servier	23,485.89			15.0%	7.5%	3,522.88	19,963.01
51	Mineral water plant	9,936.92			15.0%	7.5%	1,490.54	8,446.38
52	Notice Boards	1.36			50.0%	25.0%	0.68	0.68
53	Telephone	820.60			15.0%	7.5%	123.09	697.51
54	UPS Account	306,477.70	63,000.00		15.0%	7.5%	55,421.65	314,056.04
55	Pump Set	7,538.09			15.0%	7.5%	1,130.71	6,407.38
56	Display Racks	2,297.20			15.0%	7.5%	344.58	1,952.62
57	DVD Writers	10,558.78			15.0%	7.5%	1,583.82	8,974.97
58	Electrical Circuit Lab	25,169.62			15.0%	7.5%	3,775.44	21,394.18
59	Biometric Machine	62,360.09			15.0%	7.5%	9,354.01	53,006.07
60	Bar Code Machine	11,861.35			15.0%	7.5%	1,779.20	10,082.15
61	Cutting Machine	2,190.86			15.0%	7.5%	328.63	1,862.23
62	Vacume Cleaner	921.19			15.0%	7.5%	138.18	783.01
63	Xerox Machine	189,808.54			15.0%	7.5%	28,471.28	161,337.26
64	Television	5,745.98			15.0%	7.5%	861.90	4,884.09
65	EEO Maruthi Van	196,990.96			15.0%	7.5%	29,548.64	167,442.32
66	Fire Safety	242,005.75			15.0%	7.5%	36,300.86	205,704.89
67	BREZZA CAR	548,458.37			15.0%	7.5%	82,268.76	466,189.61
68	Generator	171,673.55			15.0%	7.5%	25,751.03	145,922.52
		29,331,330.08	63,000.00	-			3,396,008.77	25,998,320.90



Sreddy
Secretary
JAWAHAR EDUCATIVE S.L. SOCIETY
Patalguda (V), Ibrahimpatnam (M),
Ranga Reddy Dist-501 610.

W. K. K. K.